



data sheet

BENEFITS

Dual band concurrent operation

Industry's first 2.4 GHz and 5.0 GHz concurrent wall switch allows for efficient meshing while streaming multiple applications simultaneously

Gigabit Uplink

Maximizes the network capability to ensure seamless multi-client streaming connectivity

Ubiquitous connectivity for converged IP services

Multiple SSIDs, port-based VLANs and robust authentication options make the ZoneFlex 7055 ideal for supporting concurrent IP-based services such as VoIP, IPTV, high-speed Internet access and in-room device connectivity

Flexible deployment options

The ZoneFlex 7055 requires a single POE cable drop, reducing cabling, switch ports and power sourcing equipment or power adapter

Easy installation

Installs into any standard network wall jack, offering two Ethernet uplink options: RJ-45 connector and a 110 punch down block

Wall mounted, inconspicuous compact form factor for best aesthetics with universal form factor

Low profile design and front port access eliminates unsightly cabling and disruptive furniture placement

Integrated POE support eliminates more wires

Provides POE out to power devices such as IP-based VoIP phones eliminating the need for more power chords that clutter the environment

Plug and play for existing digital phones

Pass-through port allows native connectivity for existing digital phones or others

ZoneFlex™ 7055

MULTIPURPOSE DUAL BAND CONCURRENT 802.11N WIRED/WIRELESS WALL SWITCH

High Performance 2x2:2 Integrated Wired/Wireless Wall Switch

The Ruckus ZoneFlex 7055 is the industry's first dual band concurrent wired and wireless wall switch that integrates high-speed 802.11n Wi-Fi into an ultra-sleek, low-profile design that can be quickly and discretely installed in a standard wall junction box.

Ideal for offering converged services within hotel guest rooms and university dormitories, the ZoneFlex 7055 provides an easy way to offer multiple connections into a single room without multiple cables.

The ZoneFlex 7055 delivers high performance 2.4GHz and 5 GHz 802.11n wireless coverage and four wired Ethernet access connections that can be used to support a range of in-room IP device and user connectivity options. An additional pass-through port allows connectivity for digital phones that requires native access to an in-house PBX system.

An IEEE 802.3af-compliant POE port, up to 6.5 watts, powers devices such as IP telephones directly from the wall switch. The ZoneFlex 7055 requires only a single POE cable drop thereby reducing cabling, switch ports, and power sourcing equipment.



The ZoneFlex Wi-Fi Wall Switch is completely inconspicuous, minimizing the protrusion off the wall to make in-room cabling and furniture arrangement simple. Flexible deployment options allow the ZoneFlex 7055 to be easily installed via two uplink Ethernet options: an RJ-45 Ethernet jack or a 110 punch down block connection.

The ZoneFlex 7055 can be deployed as a standalone device or centrally managed by the Ruckus ZoneDirector or FlexMaster Wi-Fi system management platform.

With the ability to broadcast up to 8 SSIDs per radio, the ZoneFlex 7055 supports port-based VLANs. Authentication options include: 802.1x, MAC-based, captive portal, LDAP, RADIUS, Active Directory and through an internal user database.

ZoneFlex™ 7055

MULTIPURPOSE DUAL BAND
CONCURRENT 802.11N WIRED/
WIRELESS WALL SWITCH



FEATURES

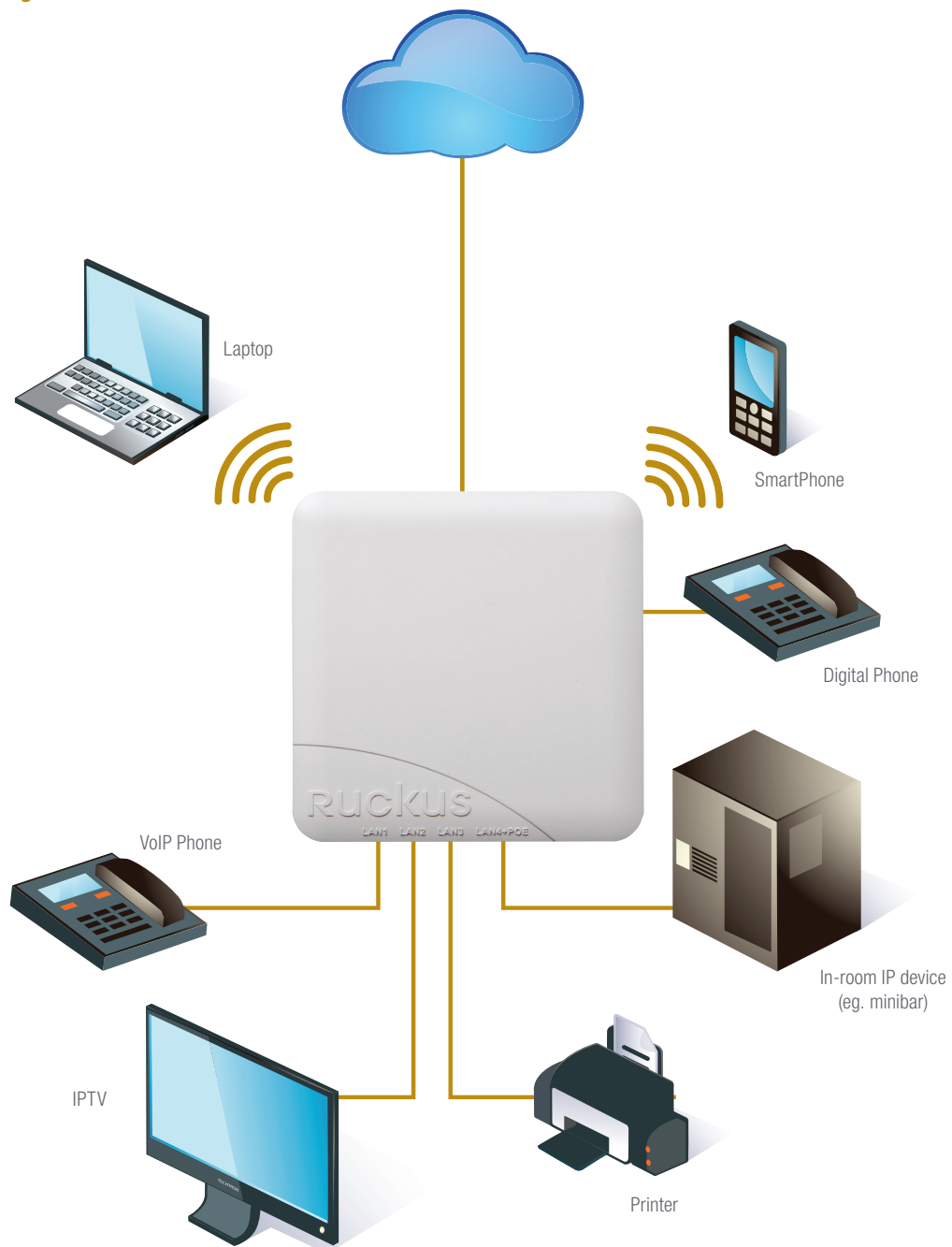
- Integrated 2x2:2 600Mbps Wi-Fi AP and Ethernet wall switch
- Dual band 11n Wi-Fi and four Ethernet access ports offers HSIA with a Gigabit Ethernet uplink
- Wi-Fi Redundancy, in-room coverage
- Powered by either POE or 48VDC
- Supplies POE power 7W or 15W
- SmartCast QoS
- 8 BSSIDs per radio with unique QoS and security policies
- WEP, WPA-PSK, WPA-TKIP, WPA2 AES, 802.11i
- 802.1X support for RADIUS and Active Directory*
- Zero-IT and Dynamic PSK*
- Captive portal and guess accounts*
- Mounts into standard US and EU single gang wall jack
- RJ-45 or 110 punch down block options for uplink Ethernet port
- One RJ-45 pass-through connection
- Universal form factor
- SmartMesh capable
- Torx screws to secure AP and provide security against opportunistic theft or tampering

* with ZoneDirector

ZoneFlex™ 7055

MULTIPURPOSE DUAL BAND
CONCURRENT 802.11N WIRED/
WIRELESS WALL SWITCH

Converged Wired and Wireless Services



Specifications

PHYSICAL CHARACTERISTICS	
POWER	<ul style="list-style-type: none"> • POE 802.3af/802.3at • 48VDC input
POWER DRAW	<ul style="list-style-type: none"> • POE: Idle (3.6 w); Typical (4.5 w); Peak (6.5 w) • DC-Powered: Idle (3.8 w); Typical (4.7 w); Peak (6.7 w)
PHYSICAL SIZE	<ul style="list-style-type: none"> • 13.6 cm x 13.6 cm (Square), 3 cm (Deep) • NEMA 1 Type 1 / IP 20
WEIGHT	<ul style="list-style-type: none"> • 292 g (.64 Lbs.) • 392 g (.86 Lbs.) with bracket
PHYSICAL PORTS	<ul style="list-style-type: none"> • 4 10/100 Mbps Base-T 802.3, 802.3 u, RJ-45 Ethernet access ports. • 1 10/100/1000Mbps Base-T 802.3, 802.3 u, 802.3 ab, 802.3 af (802.3 at Type 1) PoE input, Class 3. RJ-45 and punch down connector • 1 RJ-45 pass-through port; RJ45 to RJ45
ENVIRONMENTAL CONDITIONS	<ul style="list-style-type: none"> • Operating Temperature: 32°F (0°C) - 122°F (50°C) • Operating Humidity: 10% - 95% non-condensing

RF	
MAXIMUM EIRP	<ul style="list-style-type: none"> • Up to 27 dBm*
PHYSICAL ANTENNA GAIN	<ul style="list-style-type: none"> • 2 dBi (2.4GHz); 3 dBi (5.0GHz)
MINIMUM RX SENSITIVITY	<ul style="list-style-type: none"> • Up to -90 dBm

PERFORMANCE AND CAPACITY	
CONCURRENT USERS	<ul style="list-style-type: none"> • Up to 500
VOICE CALLS	<ul style="list-style-type: none"> • Up to 30

APPLICATIONS	
HOTSPOT	<ul style="list-style-type: none"> • WISPr
VOICE	<ul style="list-style-type: none"> • 802.11e/WMM • U-APSD

NETWORK ARCHITECTURE	
IP	<ul style="list-style-type: none"> • IPv4, IPv6, dual-stack
VLANs	<ul style="list-style-type: none"> • 802.1Q (1 per BSSID or dynamic, per user based on RADIUS) • Port-based
802.1X FOR ETHERNET PORTS	<ul style="list-style-type: none"> • Authenticator • Supplicant
TUNNELING	<ul style="list-style-type: none"> • L2TP, PPPoE

MULTIMEDIA AND QUALITY OF SERVICE	
802.11e/WMM	<ul style="list-style-type: none"> • Supported
SOFTWARE QUEUES	<ul style="list-style-type: none"> • Per traffic type (4), per client
TRAFFIC CLASSIFICATION	<ul style="list-style-type: none"> • Automatic, heuristics and TOS based or VLAN-defined
RATE LIMITING	<ul style="list-style-type: none"> • Dynamic, per-user or per-WLAN

MANAGEMENT	
DEPLOYMENT OPTIONS	<ul style="list-style-type: none"> • Standalone (individually managed) • Managed by ZoneDirector • Managed by FlexMaster
CONFIGURATION	<ul style="list-style-type: none"> • Web User Interface (HTTP/S) • CLI (Telnet/SSH), SNMP v1, 2, 3 • TR-069 vis FlexMaster
AUTO AP SOFTWARE UPDATES	<ul style="list-style-type: none"> • FTP or TFTP, remote auto available

WI-FI	
STANDARDS	<ul style="list-style-type: none"> • IEEE 802.11a/b/g/n • Dual band (2.4GHz and 5 GHz) concurrent operation
RADIO CHAINS	<ul style="list-style-type: none"> • 2 x 2
SPATIAL STREAMS	<ul style="list-style-type: none"> • 2
RF POWER OUTPUT PER CHANNEL	<ul style="list-style-type: none"> • 2.4 GHz: 19 dBm • 5.0 GHz 16 dBm*
FREQUENCY BAND	<ul style="list-style-type: none"> • 802.11b/g/n 2.4-2.484GHz • 802.11a/n: 5.15-5.25 GHz; 5.25-5.35 GHz; 5.47-5.725 GHz
OPERATING CHANNELS	<ul style="list-style-type: none"> • US/Canada: 1-11 • EU (ETSI X30): 1-13 • Channel availability is country dependent according to the local regulations • 5 GHz Channels
BSSID	<ul style="list-style-type: none"> • 8 BSSIDs per radio
WIRELESS SECURITY	<ul style="list-style-type: none"> • WEP, WPA-PSK, WPA-TKIP, WPA2 AES, 802.11i • Authentication via 802.1X with ZoneDirector, local authentication database, support for RADIUS, LDAP, and Active Directory

* Maximum power varies by country

Product Ordering Information

MODEL	DESCRIPTION
ZoneFlex 7055 Wi-Fi Wall Switch	
901-7055-XX01	Dual band Wi-Fi Wall Switch
Optional Accessories	
902-0170-XX10	Power Supply (Qty. 10)
902-0111-0000	Adjacent wall plate jacket

PLEASE NOTE: When ordering you must specify the destination region by indicating -US, -UN, or -WW instead of XX.